




































PUZZLE MADNESS

Daily Medium Arrow Sudoku Puzzle for Thursday 28th January 2016

				3		2		7
			7					
4	6		2					
				6	5			
		6			3		9	2
3				2			6	
		1	3		8		7	
		5	1		2	6		
	9							2