



































PUZZLE MADNESS

Daily Medium Arrow Sudoku Puzzle for Saturday 27th February 2016

		6				3	
					1		6
8		5					
				2		8	
	5	3					4
	8			9	3		
3				7		8	4
	6			8		1	7
5		8			4		2