






















PUZZLE MADNESS

Daily Medium Between Line Sudoku Puzzle for Friday 24th January 2014

 9 6			3	
 2			6 8	 9 
		 5		 6 7
		8 6		
		9		
		4		
8			4	
			7	
				
	5 7			4  2