



















PUZZLE MADNESS

Daily Medium Between Line Sudoku Puzzle for Friday 18th November 2022

	8		9		7		6
	3	9			4		2
4		7	8	9	2		
	2		7		8		
1	9			5			
	7	2					
			3				
9		5				1	4