





























PUZZLE MADNESS

Daily Medium Between Line Sudoku Puzzle for Saturday 6th December 2025

 7			5	6
				
 3		2	8	9
			2	6
	4		9	
			1	
	4	7	6	
		8	4	
			3	1
7		1		