







PUZZLE MADNESS

Daily Medium Consecutive Line Sudoku Puzzle for Saturday 21st June 2014

							2		
		9					3	1	
	5	4							9
7		1					9		
5	4						8		6
8			7				1	4	2
	3			6					
					8			2	
					9		6		