


















# PUZZLE MADNESS

Daily Medium Factor Line Sudoku Puzzle for Sunday 7th June 2009

						1	2	4
		3		2			6	
				1				3
4			9	6				
8					3			
		7						
	9		7	5			8	
3	5	8		9			7	
	7					4		5