












# PUZZLE MADNESS

Daily Medium Factor Line Sudoku Puzzle for Wednesday 9th February 2022

		1	6				8	9
4			7					
8				2				
			8					3
		7			9		5	
3				4	1		2	8
6		3					4	
						7		6
7	4		9				2	