








# PUZZLE MADNESS

Daily Medium Factor Line Sudoku Puzzle for Saturday 2nd May 2026

|   |   |   |   |   |   |   |
|---|---|---|---|---|---|---|
|   |   |   | 9   |   | 6   |   |
|   |   | 3   |  |   | 2   | 9   |
|   | 7 |   | 6   |   | 1   |   |
|   | 5 | 8   |   |   | 3   |   |
|   | 9 | 1   |   | 6 |   |   |
| 4 |   | 7   |   |   |   |  |
|   | 8 |   | 5   | 4 |  |   |
|   |   |  |   | 2 | 9   | 8   |
|   |   |   | 6   | 1 | 7   |   |