





















# PUZZLE MADNESS

Daily Medium Lockout Line Sudoku Puzzle for Sunday 3rd November 2024

		6	7		8	1		3
		7			5	3		6
				6				
		8				9		1
4			9				8	
					2		3	
	3							4
	5	2	4			6		9
			7	