










PUZZLE MADNESS

Daily Medium Lockout Line Sudoku Puzzle for Friday 6th February 2026

	2			7	1		3	5
		3			5			
								
1		6			7	2		
	8		4	9	2			
		2		6			4	
				3		7		
	3	4						1
	9		8		