











PUZZLE MADNESS

Daily Large Train Tracks Puzzle for Monday 28th February 2005

6	2	4	4	9	8	6	4	4	8	10	4	
												7
												5
												6
												7
												6
												6
												7
												5
												6
												8
												2
												4