









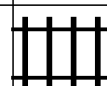







# PUZZLE MADNESS

Daily Large Train Tracks Puzzle for Tuesday 14th June 2005

1	2	6	6	9	9	2	2	3	10	6	5	
												4
												8
												4
												6
												7
												5
												5
												3
												5
												7
												7