





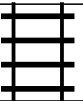






PUZZLE MADNESS

Daily Large Train Tracks Puzzle for Thursday 16th June 2005

6	4	6	3	5	7	8	5	4	4	3	
											2
											4
											2
											6
											5
											5
											8
											9
											4
											2
											8