












PUZZLE MADNESS

Daily Large Train Tracks Puzzle for Saturday 18th November 2006

5	8	7	5	4	7	7	2	2	5	3	
											2
											5
											4
											8
											3
											5
											7
											7
											6
											6
											2