














PUZZLE MADNESS

Daily Large Train Tracks Puzzle for Monday 20th November 2006

1	2	3	1	3	10	10	9	7	12	5	3	
												6
												5
												4
												4
												4
												5
												6
												7
												10
												4
												6
												5