















# PUZZLE MADNESS

Daily Large Train Tracks Puzzle for Monday 25th December 2006

4	7	7	7	7	9	7	7	3	1	2	
											1
											5
											8
											8
											5
											5
											4
											4
											9
											8
											2
											2