















PUZZLE MADNESS

Daily Large Train Tracks Puzzle for Monday 20th February 2006

												2
												3
												7
												3
												7
												8
												8
												5
												5
												6
												4