





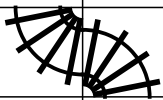









PUZZLE MADNESS

Daily Large Train Tracks Puzzle for Saturday 25th March 2006

	6	5	8	7	5	6	3	4	6	6	4	
												7
												8
												4
												4
												7
												9
												7
												5
												2
												3
												1
												3