














# PUZZLE MADNESS

Daily Large Train Tracks Puzzle for Saturday 15th April 2006

8	6	5	4	1	3	5	4	5	9	7	8	
												6
												9
												6
												3
												5
												4
												7
												6
												6
												9
												2
												2