





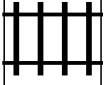
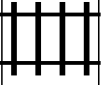

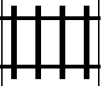





PUZZLE MADNESS

Daily Large Train Tracks Puzzle for Wednesday 31st May 2006

3	7	7	7	7	4	2	2	5	8	5	3	
												9
												3
												5
												4
												9
												2
												5
												3
												7
												5
												8