













PUZZLE MADNESS

Daily Large Train Tracks Puzzle for Tuesday 20th June 2006

7 7 4 8 5 5 7 4 5 3 4 2

												6
												7
												5
												8
												5
												3
												4
												5
												6
												7
												5