














PUZZLE MADNESS

Daily Large Train Tracks Puzzle for Friday 30th June 2006

												2
												5
												4
												4
												7
												6
												4
												8
												7
												6
												2