














PUZZLE MADNESS

Daily Large Train Tracks Puzzle for Wednesday 20th June 2007

5	3	9	5	7	5	6	5	5	3	3	
											1
											5
											7
											9
											4
											3
											4
											8
											2
											8
											5