



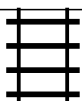










PUZZLE MADNESS

Daily Large Train Tracks Puzzle for Monday 25th June 2007

4	4	8	4	6	3	9	7	6	5	5	1
											1
											4
											4
											6
											8
											7
											3
											6
											10
											6
											7