














PUZZLE MADNESS

Daily Large Train Tracks Puzzle for Thursday 28th June 2007

4	5	3	8	7	7	10	6	5	4	1	
											2
											5
											5
											6
											6
											7
											5
											7
											7
											3
											3
											4