















PUZZLE MADNESS

Daily Large Train Tracks Puzzle for Saturday 12th January 2008

7	7	7	9	9	6	4	5	3	4	1
										5
										9
										9
										8
										5
										6
										5
										2
										5
										2
										3
										3