








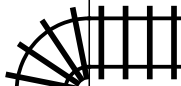






PUZZLE MADNESS

Daily Large Train Tracks Puzzle for Saturday 22nd November 2008

6	8	4	3	6	2	5	5	7	5	5	5	
												4
												9
												5
												5
												5
												3
												9
												5
												7
												6
												6
												3