











PUZZLE MADNESS

Daily Large Train Tracks Puzzle for Wednesday 26th November 2008

4	6	7	7	2	4	3	6	5	9	2
										2
										5
										9
										6
										2
										4
										4
										3
										8
										7
										5