












PUZZLE MADNESS

Daily Large Train Tracks Puzzle for Monday 29th December 2008

2	2	8	8	8	6	7	4	5	4	3	4	
												5
												7
												5
												4
												4
												5
												7
												8
												3
												8
												5