














PUZZLE MADNESS

Daily Large Train Tracks Puzzle for Monday 25th February 2008

4	4	6	5	2	1	8	8	7	7	4
										3
										6
										5
										6
										5
										3
										5
										9
										6
										5
										3