


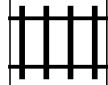
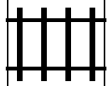

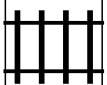





PUZZLE MADNESS

Daily Large Train Tracks Puzzle for Sunday 16th March 2008

6	4	8	6	3	2	6	6	4	7	4	
											6
											6
											7
											9
											4
											4
											4
											4
											3
											2
											5
											6