
















PUZZLE MADNESS

Daily Large Train Tracks Puzzle for Monday 26th May 2008

6 2 5 5 2 6 6 4 6 7 7 4

												4
												6
												2
												2
												4
												8
												9
												6
												8
												8
												3