













PUZZLE MADNESS

Daily Large Train Tracks Puzzle for Wednesday 11th June 2008

6	5	7	6	5	3	5	7	6	4	4	2	
												6
												5
												9
												5
												4
												3
												5
												8
												4
												4
												7