













PUZZLE MADNESS

Daily Large Train Tracks Puzzle for Saturday 21st June 2008

											2
											6
											5
											10
											4
											6
											5
											8
											5
											3
											1