















PUZZLE MADNESS

Daily Large Train Tracks Puzzle for Monday 23rd June 2008

6 6 2 7 5 5 3 5 6 8 5 2

| | | | | | | | | | | | | |
|---|---|--|--|--|---|---|---|--|---|--|---|---|
| | | | | | | | | | | | | 2 |
| | | | |  | | | | |  | | | 9 |
|  |  | | | | |  | | | | |  | 9 |
| | | | | | | | | | | | | 4 |
| | | | | | | | | |  | | | 2 |
| | | | | | | | | | | | | 5 |
| | | | | | | | | | | | | 4 |
| | | | | | | | | | | | | 8 |
| | | | | | |  | | | | |  | 8 |
| | | | | | | |  | | | | | 8 |
|  | | | | | | | | | | | | 7 |
| | | | | |  | | | | | | | 2 |