





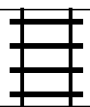


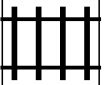




PUZZLE MADNESS

Daily Large Train Tracks Puzzle for Tuesday 24th November 2009

6	7	5	7	4	4	5	5	3	4	5	
											7
											6
											6
											6
											9
											3
											1
											6
											2
											6
											3