

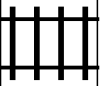


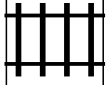



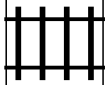
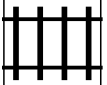




PUZZLE MADNESS

Daily Large Train Tracks Puzzle for Monday 30th November 2009

3	7	8	5	3	3	4	4	5	6	9	4	
												2
												4
												9
												7
												3
												4
												6
												4
												9
												8
												5