














PUZZLE MADNESS

Daily Large Train Tracks Puzzle for Saturday 19th December 2009

3	7	6	7	6	4	5	6	3	6	2	
											4
											5
											5
											5
											6
											2
											6
											8
											6
											3