



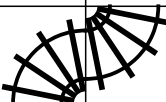






PUZZLE MADNESS

Daily Large Train Tracks Puzzle for Wednesday 23rd December 2009

5	4	6	10	3	4	3	6	6	4	4
										3
										4
										4
										7
										5
										6
										6
										2
										9
										5
										4