














PUZZLE MADNESS

Daily Large Train Tracks Puzzle for Saturday 21st February 2009

4	4	1	7	5	6	7	7	6	4	4	
											6
											2
											7
											5
											5
											7
											6
											2
											5
											6
											4