














PUZZLE MADNESS

Daily Large Train Tracks Puzzle for Monday 29th June 2009

4	2	6	9	5	5	4	2	3	8	7	6	
												3
												4
												6
												6
												6
												6
												6
												7
												7
												6
												4