















PUZZLE MADNESS

Daily Large Train Tracks Puzzle for Monday 18th January 2010

2	2	2	3	7	6	5	7	8	6	7	7	
												3
												5
												5
												5
												4
												7
												5
												5
												10
												8
												5