
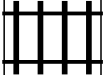











PUZZLE MADNESS

Daily Large Train Tracks Puzzle for Sunday 24th January 2010

											2
											5
											4
											2
											6
											5
											5
											7
											6
											6
											8