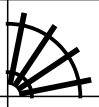

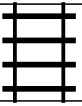




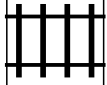





PUZZLE MADNESS

Daily Large Train Tracks Puzzle for Monday 25th January 2010

2	6	5	7	6	6	2	2	9	9	1	
											7
											3
											4
											3
											6
											7
											4
											8
											7
											4
											2