












PUZZLE MADNESS

Daily Large Train Tracks Puzzle for Thursday 28th January 2010

												2
												6
												6
												11
												4
												3
												5
												7
												5
												4
												4
												3