


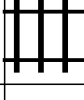








PUZZLE MADNESS

Daily Large Train Tracks Puzzle for Saturday 13th November 2010

2 7 6 7 8 3 2 4 6 5 5

| | | | | | | | | | | | |
|--|--|---|---|--|---|--|--|--|---|---|---|
| | | | | | | | | | | | 4 |
| | | | | | | | | | | | 2 |
| | | | | | | | | | | | 3 |
| | | | | | | | | | | | 7 |
| | | | | | | | | | |  | 7 |
| | | | | | | | | | | | 7 |
| | | |  | | | |  | | | | 4 |
| | |  | | | | | | |  | | 5 |
| | | | | | | | | | | | 5 |
| | | | | |  | | | | | | 7 |
| | | | | | |  | | |  | | 4 |