






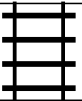






PUZZLE MADNESS

Daily Large Train Tracks Puzzle for Tuesday 23rd November 2010

3	2	6	5	6	7	5	8	7	5	3	
											4
											3
											6
											9
											8
											5
											7
											5
											5
											1
											4