













PUZZLE MADNESS

Daily Large Train Tracks Puzzle for Thursday 25th November 2010

2	8	4	6	9	6	8	9	3	1	1	
											5
											7
											4
											6
											8
											8
											3
											5
											7
											3
											1