















# PUZZLE MADNESS

Daily Large Train Tracks Puzzle for Sunday 28th November 2010

4	6	4	7	5	4	7	6	6	3	3
										2
										5
										8
										8
										6
										7
										2
										6
										7
										1
										3